



NATOLI
EUROPE

STOCK

Identification
Parts
Program

AVAILABLE PRODUCTS

CURRENT OFFER FOR CUSTOMERS

2022

INDEX OF CATALOG




AVAILABLE ACCESSORIES	2
AVAILABLE PARTS FOR FETTE.....	37
AVAILABLE PARTS FOR KORSCH	94
AVAILABLE PARTS FOR MANESTY.....	106
AVAILABLE PARTS FOR KILIAN	121
AVAILABLE PARTS FOR NATOLI	132
AVAILABLE MACHINES.....	136
AVAILABLE PARTS FOR KIKUSUI	138

IF YOU HAVE ANY QUESTION PLEASE CONTACT YOUR NATOLI REPRESENTATIVE.



AVAILABLE ACCESSORIES

FIND YOUR PRODUCT QUICKLY: **CTRL + F AND TYPE NUMBER**

PRODUCT NUMBER	DESCRIPTION	CATEGORY	VIEW
IN 7612	B- TYPE TURRET KEYWAY GAUGE W/CERT	INSPECTION	
IN 7616	PUNCH GUIDE ALIGNMENT TOOL	INSPECTION	
IN 7854	KORSCH "D" PUNCH GUIDE ALIGNMENT TOOL	INSPECTION	

IF YOU HAVE ANY QUESTION PLEASE CONTACT YOUR NATOLI REPRESENTATIVE.

PRODUCT NUMBER	DESCRIPTION	CATEGORY	VIEW
IN 7857	KORSCH "D" GO/NO-GO USED TURRET INSPECTION TOOL	INSPECTION	
IN 7508	DIGITAL INDICATOR-SPC READOUT WITH LUG BACK (enter as kit)	INSPECTION	
IN 7602	#3 INSPECTION DIE WITH CERTIFICATE	INSPECTION	
IN 7521	B-TYPE PUNCH KEY GAUGE	INSPECTION	
IN 7577	D-TYPE PUNCH HOLDER	INSPECTION	

IF YOU HAVE ANY QUESTION PLEASE CONTACT YOUR NATOLI REPRESENTATIVE.

PRODUCT NUMBER	DESCRIPTION	CATEGORY	VIEW
IN 7575	B-TYPE PUNCH HOLDER	INSPECTION	
IN 7523	D-TYPE PUNCH GAUGE	INSPECTION	
IN 7975	HANDHELD DIGITAL MICROSCOPE with LCD SCREEN	INSPECTION	
IN 7541	ILLUMINATED MAGNIFIER	INSPECTION	
IN 7544	SINGLE LENS EYE LOUPE	INSPECTION	

IF YOU HAVE ANY QUESTION PLEASE CONTACT YOUR NATOLI REPRESENTATIVE.

RETURN TO FIRST PAGE

PRODUCT NUMBER	DESCRIPTION	CATEGORY	VIEW
IN 7551	PUNCH HEAD GAUGE- EU-19 'B' W/CERT	INSPECTION	
IN 7555	PUNCH HEAD GAUGE-EU KORSCH "B" W/CERT	INSPECTION	
IN 7583KIT	WORKING LENGHT, CUP DEPTH AND OL KIT	INSPECTION	
IN 7586	MINI HANDHELD MAGNIFIER WITH 24 WHITE LEDS	INSPECTION	

IF YOU HAVE ANY QUESTION PLEASE CONTACT YOUR NATOLI REPRESENTATIVE.

PRODUCT NUMBER	DESCRIPTION	CATEGORY	VIEW
IN 7701	BLACK RECTANGLE LED MAGNIFIER (7" X 5.35" LENS), CLAMP DOWN BASE	INSPECTION	
LE 0645	PORTABLE HANDHELD HARDNESS TESTER	LAB EQUIPMENT	
PRO00038	POLISHING PASTE – SAMPLE	LUBRICATION	
MA 6250	ACETAL WASH BASIN	MAINTENANCE	
MA 5020	STONING OIL 3 IN 1 - 4 OZ	MAINTENANCE	

IF YOU HAVE ANY QUESTION PLEASE CONTACT YOUR NATOLI REPRESENTATIVE.

PRODUCT NUMBER	DESCRIPTION	CATEGORY	VIEW
MA 5019	DEBURRING STONE 320 GRIT - 1/2 x 1/2 x 6"	MAINTENANCE	
MA 5016	DEBURRING STONE - 400 GRIT - 1/2 x 1/2 x 6"	MAINTENANCE	
SU 0162	10 Nm L-HANDLE 1/2" DRIVE TORQUE WRENCH W/CERT	MAINTENANCE	
MA 5304	White polishing paste; tallow-free 4 oz	MAINTENANCE	
MA 5084 KIT	"D" TYPE S/S TRAY w/ HANDLES / LEGS/RED TIPS	MAINTENANCE	






IF YOU HAVE ANY QUESTION PLEASE CONTACT YOUR NATOLI REPRESENTATIVE.

PRODUCT NUMBER	DESCRIPTION	CATEGORY	VIEW
MA 5082 KIT	"B" TYPE S/S TRAY w/ HANDLES / LEGS/ RED TIPS	MAINTENANCE	
MA 7535	STAINLESS STEEL BASKET Die Basket for D Tooling S.S	MAINTENANCE	
MA 7534	STAINLESS STEEL BASKET Die Basket for B Tooling S.S	MAINTENANCE	
MA 5302	WHITE ROUGE BAR: TALLOW FREE	MAINTENANCE	
MA 5305	POLISHING PASTE – WHITE 8 OZ	MAINTENANCE	

IF YOU HAVE ANY QUESTION PLEASE CONTACT YOUR NATOLI REPRESENTATIVE.

PRODUCT NUMBER	DESCRIPTION	CATEGORY	VIEW
MA 5301	GREEN CHROME GLOSS BAR – TALLOW FREE	MAINTENANCE	
MA 6025	PUNCH HOLDING STRIP	MAINTENANCE	
MA 5076	BUFFING WHEEL UNSEWN - 10" - HUB 5/8"	MAINTENANCE	
MA 7515	EMBOSSING PICK 6" LINEN PHENOLIC 6 PACK	MAINTENANCE	
SU 0058	ULTRA-STIFF NYLON BRISTLE BRUSH	MAINTENANCE	

IF YOU HAVE ANY QUESTION PLEASE CONTACT YOUR NATOLI REPRESENTATIVE.

PRODUCT NUMBER	DESCRIPTION	CATEGORY	VIEW
MA 5184	TOOLING STORAGE BOX ACCESSORIES – TRAY ONLY	MAINTENANCE	
SU 0060	ULTRA-STIFF NYLON BRISTLE BRUSH	MAINTENANCE	
MA 5182	TOOLING STORAGE BOX ACCESSORIES	MAINTENANCE	
MA 5186	TOOLING STORAGE BOX ACCESSORIES 1 IN PUNCH TOOL BOX "D" TRAY	MAINTENANCE	
MA 5183	TOOLING STORAGE BOX ACCESSORIES – LID ONLY	MAINTENANCE	






IF YOU HAVE ANY QUESTION PLEASE CONTACT YOUR NATOLI REPRESENTATIVE.

PRODUCT NUMBER	DESCRIPTION	CATEGORY	VIEW
MA 6208	STAINLESS STEEL KEY SCREWS – M3 X 0.5 X 16MM	MAINTENANCE	
MA 6210	Stainless Steel Key Screws – M3 X 0.5 X 25MM	MAINTENANCE	
MA 6209	Stainless Steel Key Screws – M3 X 0.5 X 20MM	MAINTENANCE	
MA 6147	Fixed Parallel Key 3/16 x 25mm - M3 X 0,5"	MAINTENANCE	
MA 4000-1	DEBURRING WHEEL ADAPTOR	MAINTENANCE	

IF YOU HAVE ANY QUESTION PLEASE CONTACT YOUR NATOLI REPRESENTATIVE.

PRODUCT NUMBER	DESCRIPTION	CATEGORY	VIEW
MA 4000-2	DEBURRING WHEEL ADAPTOR CAP	MAINTENANCE	
MA 4000-3	DEBURRING WHEEL ADAPTOR NUT	MAINTENANCE	
MA 5000 KIT	COMPLETE POLISHING KIT- 220/230 VOLT	MAINTENANCE	
MA 5004	FINE DENTAL BRUSH .0925" SHK - pack of 12	MAINTENANCE	
MA 5006	FELT BOB 3/4 x 3/4 x 1/8"	MAINTENANCE	






IF YOU HAVE ANY QUESTION PLEASE CONTACT YOUR NATOLI REPRESENTATIVE.

PRODUCT NUMBER	DESCRIPTION	CATEGORY	VIEW
MA 5007	FELT BOB 3/8 x 3/8 x 1/8"	MAINTENANCE	
MA 5008	FELT BOB 1/2 x 1/2 x 1/8"	MAINTENANCE	
MA 5009	FELT BOB 1/4 x 3/8 x 1/8"	MAINTENANCE	
MA 5010	ABRASIVE DRESSING STICK 1 x 1 x 6"	MAINTENANCE	
MA 5012	DIAMOND COMPOUND - GREEN - 5 GRAM TUBE/FINE	MAINTENANCE	






IF YOU HAVE ANY QUESTION PLEASE CONTACT YOUR NATOLI REPRESENTATIVE.

PRODUCT NUMBER	DESCRIPTION	CATEGORY	VIEW
MA 5027	1" WHITE NYLON BRUSHES	MAINTENANCE	
MA 5028	3/4" WHITE NYLON BRUSHES	MAINTENANCE	
MA 5044	DEBURRING WHEEL - 8"	MAINTENANCE	
MA 5078	BUFFING WHEEL UNSEWN - 12" - HUB 1-1/4"	MAINTENANCE	
MA 5237	POLISHING GREEN COMPOUND- 1 GALLON	MAINTENANCE	

IF YOU HAVE ANY QUESTION PLEASE CONTACT YOUR NATOLI REPRESENTATIVE.

PRODUCT NUMBER	DESCRIPTION	CATEGORY	VIEW
MA 5238	POLISHING MEDIA - WALNUT 20/30 SHELL 50#	MAINTENANCE	
MA 7006	1.25" PLASTIC TABLET STORAGE BOX (PACK 12)	MAINTENANCE	
MA 7533	PUNCH BASKET FOR B TOOLING S.S. (HOLDS 55 PUNCHES)	MAINTENANCE	
Granulat WG 02/04	POLISHING GRANULATE	POLISHING	
SU 0193	PUNCH SEAL REMOVAL TOOL ASSEMBLY	SET UP	

IF YOU HAVE ANY QUESTION PLEASE CONTACT YOUR NATOLI REPRESENTATIVE.

PRODUCT NUMBER	DESCRIPTION	CATEGORY	VIEW
SU 0153	DIE POCKET GUAGE 1.5010	SET UP	
SU 2545	H-1 FOOD GRADE TOOLING STORAGE PROTECTANT-1 GALLON	SET UP	
SU 0401	PUNCH GUIDE SEAL INSTALLATION TOOL - D TYPE	SET UP	
MA 6236	"D" PUNCH HOLDING STRIP – NEW STYLE	SET UP	
MA 6235	"B" PUNCH HOLDING STRIP – NEW STYLE	SET UP	

IF YOU HAVE ANY QUESTION PLEASE CONTACT YOUR NATOLI REPRESENTATIVE.

PRODUCT NUMBER	DESCRIPTION	CATEGORY	VIEW
SU 2555	H-1 BARREL LUBE ALHD -1 GAL.	SET UP	
SU 0044	DIE SEAT CLEANER TOOL; 0.8661 x .8750 BBS - FETTE	SET UP	
SU 0042	DIE SEAT CLEANER TOOL; 0.8268 X .8750	SET UP	
SU 0400	PUNCH GUIDE SEAL INSTALLATION TOOL - B TYPE	SET UP	
MA 6216	M3X22MM SHCS SS FT	SET UP	






IF YOU HAVE ANY QUESTION PLEASE CONTACT YOUR NATOLI REPRESENTATIVE.

PRODUCT NUMBER	DESCRIPTION	CATEGORY	VIEW
SU 2495	HAND-HELD HARDNESS TABLET TESTER Max Thickness 1" Max Diameter 3"	SETUP	
SU 0244	FETTE "D" PRESS SETUP TOOLBOX	SETUP	
SU 0069	3/8" RIGHT ANGLE PNEUMATIC DRILL WITH CHUCK & KEY	SETUP	
SU 0242	FETTE "B" PRESS SETUP TOOLBOX	SETUP	
SU 0047	DIE SEAT CLEANER TOOL	SETUP	






IF YOU HAVE ANY QUESTION PLEASE CONTACT YOUR NATOLI REPRESENTATIVE.

PRODUCT NUMBER	DESCRIPTION	CATEGORY	VIEW
SU 0126	TIGHT PUNCH REMOVAL TOOLS .750	SETUP	
SU 0159	DIE POCKET GAUGE	SETUP	
SU 0186	10 Nm T-HANDLE 3/8" DRIVE TORQUE WRENCH W/CERT	SETUP	
SU 0128	TIGHT PUNCH REMOVAL TOOLS 1.000"	SETUP	
SU 0170	FEELER GAUGE- 6" LENGTH	SETUP	






IF YOU HAVE ANY QUESTION PLEASE CONTACT YOUR NATOLI REPRESENTATIVE.

PRODUCT NUMBER	DESCRIPTION	CATEGORY	VIEW
SU 0163	DIE POCKET GAUGE 1.5005	SETUP	
SU 0157	DIE POCKET GAUGE	SETUP	
SU 0156	12" FEELER GAUGE	SETUP	
SU 2496	TIP MOUNTED (ORANGE) "ORIGINAL" DUST CUPS	SETUP	
SU 2603R	TIP MOUNTED (RED) DUST CUP	SETUP	






IF YOU HAVE ANY QUESTION PLEASE CONTACT YOUR NATOLI REPRESENTATIVE.

PRODUCT NUMBER	DESCRIPTION	CATEGORY	VIEW
SU 2506	"B" BARREL-STYLE DUST CUP – OPAQUE	SETUP	
SU 0011 SS KIT	DIE DRIVING RODS 0.75 INCH/19.05 MM Type B	SETUP	
SU 0121	3 3/8" L. BRUSH HOLDER 1/4" STEM dia.- REUSABLE	SETUP	
SU 0041	DIE SEAT CLEANING TOOL .945"	SETUP	
SU 0043	DIE SEAT CLEANER TOOL	SETUP	

IF YOU HAVE ANY QUESTION PLEASE CONTACT YOUR NATOLI REPRESENTATIVE.

PRODUCT NUMBER	DESCRIPTION	CATEGORY	VIEW
SU 0031	DIE INSERTION RINGS	SETUP	
SU 0025	DIE INSERTION RINGS	SETUP	
SU 0012 SS	DIE DRIVING RODS	SETUP	
SU 0112	7/8" dia DIE BORE 3 1/2" LONG CLEANING BRUSH	SETUP	
SU 0110	5/8" dia DIE BORE 3 1/2" LONG CLEANING BRUSH	SETUP	






IF YOU HAVE ANY QUESTION PLEASE CONTACT YOUR NATOLI REPRESENTATIVE.

PRODUCT NUMBER	DESCRIPTION	CATEGORY	VIEW
SU 0108	3/8" dia DIE BORE 3 1/2" LONG CLEANING BRUSH	SETUP	
SU 0111	3/4" dia DIE BORE 3 1/2" LONG CLEANING BRUSH	SETUP	
SU 0107	1/4" dia DIE BORE 3 1/2" LONG CLEANING BRUSH	SETUP	
SU 0109	1/2" dia DIE BORE 3 1/2" LONG CLEANING BRUSH	SETUP	
SU 0113	1" dia DIE BORE 3 1/2" LONG CLEANING BRUSH	SETUP	





IF YOU HAVE ANY QUESTION PLEASE CONTACT YOUR NATOLI REPRESENTATIVE.

PRODUCT NUMBER	DESCRIPTION	CATEGORY	VIEW
SU 0027	DIE INSERTION RINGS	SETUP	
SU 7727	BLANK DIES „D”	SETUP	
SU 7726	BLANK DIES „B”	SETUP	
SU 0103	DIE POCKET SIDE-ACTION CLEANING BRUSH 1.5”	SETUP	
SU 0151M	METRIC KEYED PUNCH GUIDE PLUG ASSBY "D" TYPE	SETUP	






IF YOU HAVE ANY QUESTION PLEASE CONTACT YOUR NATOLI REPRESENTATIVE.

PRODUCT NUMBER	DESCRIPTION	CATEGORY	VIEW
SU 0150M	METRIC KEYED PUNCH GUIDE PLUG ASSBY "B" TYPE	SETUP	
SU 0018	DRIVING ROD TIPS	SETUP	
SU 7725	BLANK DIES „BB”	SETUP	
SU 0100	DIE POCKET SIDE-ACTION CLEANING BRUSH	SETUP	
SU 0101	DIE POCKET SIDE-ACTION CLEANING BRUSH 1.1875"	SETUP	

IF YOU HAVE ANY QUESTION PLEASE CONTACT YOUR NATOLI REPRESENTATIVE.

PRODUCT NUMBER	DESCRIPTION	CATEGORY	VIEW
SU 2613MD	'D' TYPE BARREL DUST CUP SILICONE – METAL DETECTABLE	SETUP	
SU 2513MD	SILICONE BELLOW	SETUP	
SU 2601MD	BB,B TIP MOUNTED (METAL DETECTABLE) SILICONE DUST CUP	SETUP	
SU 2511MD	SILICONE BELLOW	SETUP	
SU 2602MD	B,D TIP MOUNTED (METAL DETECTABLE) SILICONE DUST CUP	SETUP	

IF YOU HAVE ANY QUESTION PLEASE CONTACT YOUR NATOLI REPRESENTATIVE.

PRODUCT NUMBER	DESCRIPTION	CATEGORY	VIEW
SU 2605R	FS12 BARREL DUST CUP RED - SILICONE	SETUP	
SU 26130	D' TYPE BARREL DUST CUP ORANGE - SILICONE	SETUP	
SU 26120	B' TYPE BARREL DUST CUP ORANGE - SILICONE	SETUP	
SU 2813	"D" BARREL-STYLE DUST CUP – OPAQUE	SETUP	
SU 2612R	B' TYPE BARREL DUST CUP RED - SILICONE	SETUP	






IF YOU HAVE ANY QUESTION PLEASE CONTACT YOUR NATOLI REPRESENTATIVE.

PRODUCT NUMBER	DESCRIPTION	CATEGORY	VIEW
SU 2613R	D' TYPE BARREL DUST CUP RED - SILICONE	SETUP	
SU 2511-S	Silicone Bellow	SETUP	
SU 2603MD	DUST CUP - METAL DETECTABLE SILICONE	SETUP	
SU 2613	D' TYPE BARREL DUST CUP CLEAR - SILICONE	SETUP	
SU 2812B	BARREL-STYLE (BLUE) DUST CUP	SETUP	

IF YOU HAVE ANY QUESTION PLEASE CONTACT YOUR NATOLI REPRESENTATIVE.

PRODUCT NUMBER	DESCRIPTION	CATEGORY	VIEW
SU 2513	SILICONE BELLOW „D” DUST/OIL BELLOW	SETUP	
SU 2612MD	‘B’ TYPE BARREL DUST CUP SILICONE – METAL DETECTABLE Outside Diameter: 1.078” (27.3812 mm)	SETUP	
SU 2813B	BARREL-STYLE (BLUE) DUST CUP	SETUP	
SU 2612	B' TYPE BARREL DUST CUP CLEAR - SILICONE	SETUP	
SU 2612B	B' TYPE BARREL DUST CUP BLUE - SILICONE	SETUP	






IF YOU HAVE ANY QUESTION PLEASE CONTACT YOUR NATOLI REPRESENTATIVE.

PRODUCT NUMBER	DESCRIPTION	CATEGORY	VIEW
SU 2613B	D' TYPE BARREL DUST CUP BLUE - SILICONE	SETUP	
SU 2507	"D" BARREL-STYLE DUST CUP CLEAR	SETUP	
SU 2812R	"B" TYPE BARREL-STYLE DUST CUP – RED	SETUP	
SU 2812	"B" BARREL-STYLE DUST CUP – OPAQUE	SETUP	
SU 0136	12" STRAIGHT EDGE	SETUP	

IF YOU HAVE ANY QUESTION PLEASE CONTACT YOUR NATOLI REPRESENTATIVE.

PRODUCT NUMBER	DESCRIPTION	CATEGORY	VIEW
SU 0311 SS KIT	8" LENGTH S.S. DIE DRIVING ROD 3/4" WITH TIPS	SET UP	
SU 2493	3/4" BARREL ORANGE DUST CUP	SETUP	
SU 2503	#3 DUST CUP CLEAR	SETUP	
SU 2511	SILICON "B" DUST/ OIL BELLOW - BLUE	SETUP	
SU 2601	#1 DUST CUP CLEAR - SILICONE	SETUP	






IF YOU HAVE ANY QUESTION PLEASE CONTACT YOUR NATOLI REPRESENTATIVE.

PRODUCT NUMBER	DESCRIPTION	CATEGORY	VIEW
SU 2602	#2 DUST CUP CLEAR - SILICONE	SETUP	
SU 2602R	#2 DUST CUP RED - SILICONE	SETUP	
SU 2603	#3 DUST CUP CLEAR - SILICONE	SETUP	
SU 2603B	#3 DUST CUP BLUE - SILICONE	SETUP	
SU 2605MD	FS12 BARREL DUST CUP SILICONE - METAL DETECTABLE	SETUP	


IF YOU HAVE ANY QUESTION PLEASE CONTACT YOUR NATOLI REPRESENTATIVE.

PRODUCT NUMBER	DESCRIPTION	CATEGORY	VIEW
SU 2615	SILICON "B" EURO DUST/ OIL BELLOW	SETUP	
SU 2615MD	SILICON "B" EURO DUST/ OIL BELLOW - METAL DETECTABLE	SETUP	
SU 2616	SILICON "B" EURO DUST/ OIL BELLOW RETAINING RING	SETUP	
SU 2800	EU1/441 BARREL STYLE DUST CUP	SETUP	
SU 2802	"B" TIP MOUNTED DUST CUP-- NATURAL	SETUP	





IF YOU HAVE ANY QUESTION PLEASE CONTACT YOUR NATOLI REPRESENTATIVE.

PRODUCT NUMBER	DESCRIPTION	CATEGORY	VIEW
SU 28020	ORANGE "B" TIP MOUNTED DUST CUP	SETUP	
SU 2803	"D, 533/328-45" TIP MOUNTED DUST CUP-- NATURAL	SETUP	
MA 5660	DIE SEGMENT STORAGE BOX FOR 2090 SEGMENTS	STORAGE	
MA 5670	DIE SEGMENT STORAGE BOX FOR 3090 SEGMENTS	STORAGE	
MA 5184R	3/4" PUNCH TOOL BOX "B" TRAY ONLY (RED)	STORAGE	

IF YOU HAVE ANY QUESTION PLEASE CONTACT YOUR NATOLI REPRESENTATIVE.

PRODUCT NUMBER	DESCRIPTION	CATEGORY	VIEW
MA 5184B	3/4" PUNCH TOOL BOX "B" TRAY ONLY (BLACK)	STORAGE	
MA 5186R	1" PUNCH TOOL BOX "D" TRAY ONLY (RED)	STORAGE	
MA 5186B	1" PUNCH TOOL BOX "D" TRAY ONLY (BLACK)	STORAGE	
MA 5183R	TOOL BOX - LID ONLY (RED)	STORAGE	
MA 5183B	TOOL BOX - LID ONLY (BLACK)	STORAGE	

IF YOU HAVE ANY QUESTION PLEASE CONTACT YOUR NATOLI REPRESENTATIVE.




PRODUCT NUMBER	DESCRIPTION	CATEGORY	VIEW
MA 5182R	NATOLI TOOLING STORAGE BOX (RED)	STORAGE	
MA 5182B	NATOLI TOOLING STORAGE BOX (BLACK)	STORAGE	
MA 7007	NATOLI "B" PUNCH SUSPENSION STORAGE TUBE	STORAGE	
MA 7008	NATOLI "D" PUNCH SUSPENSION STORAGE TUBE	STORAGE	

IF YOU HAVE ANY QUESTION PLEASE CONTACT YOUR NATOLI REPRESENTATIVE.



AVAILABLE PARTS FOR FETTE

FIND YOUR PRODUCT QUICKLY: **CTRL + F AND TYPE NUMBER**

PRODUCT NUMBER & OEM	DESCRIPTION	CATEGORY FETTE	VIEW
F-335	COLLECTOR RAIL - EU 1	1200	
3137335			
F-829	18MM FILL CAM - EU 1"	1200	
3114829			
F-55	16MM FILL CAM – EU1"/441	1200	
3114755			

IF YOU HAVE ANY QUESTION PLEASE CONTACT YOUR NATOLI REPRESENTATIVE.

PRODUCT NUMBER & OEM	DESCRIPTION	CATEGORY FETTE	VIEW
F-746	12 MM FILL CAM – EU-B	1200	
3114746			
F-191	11MM SLIDE IN BRONZE SEAL	1200	
3136191			
F-192	16MM SLIDE IN BRONZE SEAL	1200	
3136192			
F-93	25MM SLIDE IN BRONZE SEAL	1200	
3136193			
F-541	SEGMENT RIGHT STOPPER	2090	
3114541			

IF YOU HAVE ANY QUESTION PLEASE CONTACT YOUR NATOLI REPRESENTATIVE.

PRODUCT NUMBER & OEM	DESCRIPTION	CATEGORY FETTE	VIEW
F-370	SEGMENT CENTRAL STOPPER	2090	
3110370			
F-898	6 MM FILL CAM EU 19	2090	
3110898			
F-899	16 MM FILL CAM EU 19	2090	
3110899			
F-633	SLIDE- IN BRONZE SEAL 25MM	2090	
3128633			
F-33	SEGMENT LEFT STOPPER	2090	
3111033			






IF YOU HAVE ANY QUESTION PLEASE CONTACT YOUR NATOLI REPRESENTATIVE.

PRODUCT NUMBER & OEM	DESCRIPTION	CATEGORY FETTE	VIEW
F-140/P	SCRAPER - PEEK	2090	
F-364	FELT HOLDER/HEAD	2090	
3115364	LUBE DIA 19 FLAT CAMMS		
F-4421	8MM FILL CAM - EU 1"	2090	
3114421			
F-32	SLIDE-IN BRONZE SEAL - 16MM	2090	
3128632			
F-640	SCRAPER - TITANIUM	2090	
3114640			



IF YOU HAVE ANY QUESTION PLEASE CONTACT YOUR NATOLI REPRESENTATIVE.

PRODUCT NUMBER & OEM	DESCRIPTION	CATEGORY FETTE	VIEW
F21-431	UPPER LIFTING CAM- EU19	2100	
3101431			
F-809	14 MM FILL CAM - EU 19	2100	
3115809			
F-807	10 MM FILL CAM EU19	2100	
3114807			
F-221	WEAR PLATE FOR EJECTOR/FORCE MEASUREMENT, W/8 DEGREE BEVEL	2200	
3134221			
F-2950	DOSING LEDGE W/8 DEGREE FOR FORCE MEASUREMENT	2200	
9142950			

IF YOU HAVE ANY QUESTION PLEASE CONTACT YOUR NATOLI REPRESENTATIVE.

PRODUCT NUMBER & OEM	DESCRIPTION	CATEGORY FETTE	VIEW
F-061 <hr/> 3114061	FASTENING FOR GUIDE COLUMNS	3090	
F-580 <hr/> 3110580	DOSING LEDGE METERING INSERT	3090	
F-1463/T <hr/> 3131463	SLIDE- IN TITANIUM SEGMENT 16MM, OPEN	3090	
F-533 <hr/> 3109533	SILICON PLUG FOR TOP CAM	3090	
F-505 <hr/> 3752505	O-RING D=600 X 8 NBR 70 SHORE A - PUNCH RETAINER	3090	

IF YOU HAVE ANY QUESTION PLEASE CONTACT YOUR NATOLI REPRESENTATIVE.

PRODUCT NUMBER & OEM	DESCRIPTION	CATEGORY FETTE	VIEW
F-575 <hr/> 3114575	INTERMEDIATE PLATE, FILL-O- MATIC W/BENT	3090	
F-479 <hr/> 3123479	TABLET SCRAPER AIR REJECT	3090	
F-1462 <hr/> 3131462	11 MM CLOSED SLIDE IN SEAL	3090	
F-067 <hr/> 3132067	14MM FILL CAM EU 1"	3090	
F-466 <hr/> 3131466	SLIDE IN BRONZE SEGMENT - CLOSED 25MM	3090	






IF YOU HAVE ANY QUESTION PLEASE CONTACT YOUR NATOLI REPRESENTATIVE.

PRODUCT NUMBER & OEM	DESCRIPTION	CATEGORY FETTE	VIEW
F-549/1	PUNCH GUIDE SEAL 1" UNKEYED - FDA	3090	
3115549			
F-930/A	FEEDER PAN ASSEMBLY	3102	
3500930			
F-37	WEAR PLATE FOR EJECTOR	3200	
9091537			
F-202	STARTER PIECE FOR WEAR PLATE	3200	
3134202			
F3-14/1	FILL - O - MATIC BOTTOM PLATE	P3000	


IF YOU HAVE ANY QUESTION PLEASE CONTACT YOUR NATOLI REPRESENTATIVE.

PRODUCT NUMBER & OEM	DESCRIPTION	CATEGORY FETTE	VIEW
F3-11	TAIL OVER DIE	P-3000, 3100	
45-23-011			
F-745	8 MM FILL CAM EU-B	1200 EU-B	
3114745			
F-59	SHIMS FOR EJECTOR PLATE	1200, 1200i	
3113959			
F-744	6 MM FILL CAM – EU 19	1200, 1200i	
3114744			
F-4823	6MM FILL CAM - EU 1"	1200, 1200i	
3114823			

IF YOU HAVE ANY QUESTION PLEASE CONTACT YOUR NATOLI REPRESENTATIVE.

PRODUCT NUMBER & OEM	DESCRIPTION	CATEGORY FETTE	VIEW
F-61 <hr/> 9178761	11 MM SLIDE IN SEAL - PEEK	1200,1200i	
F-464/1 <hr/> 3501464C	FILLING WHEEL - PLOW	1200, 2090, 3090	
F-426 <hr/> 3115426	LUBE FELT / HEAD IPT1"EU1 FLAT	1200, 2090, 3090	
F-612 <hr/> 3101612	LUBE FELT FOR PUNCH SHANK (WIPING FELT)	1200, 3090, 3200	
F-0405 <hr/> 3740405	TEFLON RING FOR PRESSURE STATION	1200, 2090, 2200	

IF YOU HAVE ANY QUESTION PLEASE CONTACT YOUR NATOLI REPRESENTATIVE.

PRODUCT NUMBER & OEM	DESCRIPTION	CATEGORY FETTE	VIEW
F-333 <hr/> 3137333	COLLECTOR RAIL WITH LEAD IN - EU 19	1200,1200i	
F-3900 <hr/> 3113900	BASE PLATE FOR EJECTOR	1200,1200i	
F-4836 <hr/> 3114836	HOLD DOWN LEDGE - EU 1	1200,1200i	
F-838 <hr/> 3114838	COLLECTOR RAIL - EU 1	1200,1200i	
F-96 <hr/> 3117696	COVER PLATE	1200,1200i	

IF YOU HAVE ANY QUESTION PLEASE CONTACT YOUR NATOLI REPRESENTATIVE.

PRODUCT NUMBER & OEM	DESCRIPTION	CATEGORY FETTE	VIEW
F-794	25MM SLIDE IN SEAL – PEEK	1200,1200i	
9178794			
F-3723	TRANSITION CAM - MAIN COMPRESSION	1200,1220i	
3113723			
F-2485	UPPER LOWERING CAM WITH HEAD LUBE – EU 19 – PLASTIC	1200,1220i	
3112485			
F-406	PUNCH RESTRAINER 19	1200,i,1090,i	
3733406			
F-66/1	REVERSE DOSING WHEEL W/FLAT RODS - PLOW	1200,2090,3090	
3501466C			

IF YOU HAVE ANY QUESTION PLEASE CONTACT YOUR NATOLI REPRESENTATIVE.

PRODUCT NUMBER & OEM	DESCRIPTION	CATEGORY FETTE	VIEW
F-763	PUNCH HEAD FELT HOLDER	1200,2090,3090	
F-84	UPPER LOWERING CAM WITH HEAD LUBE - EU 1" - PLASTIC	1200i	
3112484			
F-825	UPPER LOWERING CAM WITH HEAD LUBE - EU1 - 441 - PLASTIC	1200i	
3118825			
F-06/1	DWELL CAM FOR PUNCH REMOVAL- EU 19 -PLASTIC	1200i	
33117707			
F-356	UPPER RAISING CAM - EU 1" - STEEL	1200i	
3118356			



IF YOU HAVE ANY QUESTION PLEASE CONTACT YOUR NATOLI REPRESENTATIVE.

PRODUCT NUMBER & OEM	DESCRIPTION	CATEGORY FETTE	VIEW
F-308	SLIDING SLEEVE FOR F-O-M	2090, 2090i, 2200	
3109308			
F-759	SCRAPER A 10 X 18 X 8 / 5	2090, 2090i, 2200	
2148759			
F-307	DRIVE SHAFT FOR F-O-M	2090, 2090i, 2200	
3109307			
F-409	PULL DOWN LEDGE - EU 19	2090, 2200	
3110409			
F-126	FEEDER BASE PAN	2090, 2200	
3112126C			


IF YOU HAVE ANY QUESTION PLEASE CONTACT YOUR NATOLI REPRESENTATIVE.

PRODUCT NUMBER & OEM	DESCRIPTION	CATEGORY FETTE	VIEW
F-557 <hr/> 3110557	TRANSITION CAM-LOWER PRECOMP. ROLL	2090, 2200	
F-08 <hr/> 3117708	PLASTIC HOLDING LEDGE/PUNCH REMOVAL EU 1"	2090, 2200	
F-396 <hr/> 3118396	PLASTIC HOLDING LEDGE - SHANK LUBE EU 1"	2090, 2200	
F-444 <hr/> 3111444	12 MM FILL CAM EU 19	2090, 2200	
F-4636 <hr/> 3134636	SLIDE IN PEEK SEAL FOR STANDARD F-O- M TABLETS UP TO 25MM	2090, 2200	

IF YOU HAVE ANY QUESTION PLEASE CONTACT YOUR NATOLI REPRESENTATIVE.

PRODUCT NUMBER & OEM	DESCRIPTION	CATEGORY FETTE	VIEW
F-36/2/P <hr/> 3127036	SLIDE-IN SEAL 25MM - PEEK	2090, 2200	
F-35-14/T	SLIDE IN TITANIUM SEAL 14MM - OPEN	2090,2090i	
F-35/T	SLIDE IN TITANIUM SEAL 16MM - OPEN	2090,2090i	
F-34/T	SLIDE IN TITANIUM SEAL - 11MM - OPEN	2090,2090i	
F-086 <hr/> 3134086	LEAD PIECE – WEIGHT ADJUSTER	2090,2090I	

IF YOU HAVE ANY QUESTION PLEASE CONTACT YOUR NATOLI REPRESENTATIVE.

PRODUCT NUMBER & OEM	DESCRIPTION	CATEGORY FETTE	VIEW
F-4486 <hr/> 3134486	SCRAPER	2090,2090I	
F-4634 <hr/> 3134634	SLIDE IN PEEK SEAL FOR STANDARD FOM TABLETS UP TO 11MM	2090,2090i	
F-35 <hr/> 3127035	SLIDE IN BRONZE SEAL FOR STANDARD F-O-M TABLETS UP TO 16MM	2090,2090i	
F-34 <hr/> 3127034	SLIDE IN BRONZE SEAL FOR STANDARD F-O-M TABLETS UP TO 11MM -	2090,2090i	
F-35/2/P	FEEDER INSERT 16MM - PEEK	2090,2090i	

IF YOU HAVE ANY QUESTION PLEASE CONTACT YOUR NATOLI REPRESENTATIVE.

PRODUCT NUMBER & OEM	DESCRIPTION	CATEGORY FETTE	VIEW
F-35/P	SLIDE-IN PEEK SEAL FOR STANDARD F-O-M, TABLES UP TO 16MM	2090, 2091i	
F-858 3110858	FILLING CAM - 8MM - EU 19	2090,2090i	
F-897 3110897	FILLING CAM- 14MM - EU 19	2090,2200,2090	
F-737 3117737	PULL DOWN CAM - PLASTIC - EU 19	2090,2200,2090i	
F-420 3114420	FILLING CAM 6MM EU 1	2090,2200,2090i	

IF YOU HAVE ANY QUESTION PLEASE CONTACT YOUR NATOLI REPRESENTATIVE.

PRODUCT NUMBER & OEM	DESCRIPTION	CATEGORY FETTE	VIEW
F-362/S	SCRAPER - STAINLESS	2090,2200,2090i	
F-900	18MM FILL CAM - EU 19	2090,2200,2200i	
3110900			
F-428	FILLING CAM - 22MM - EU 1	2090,2200,2200i	
3114428			
F-4408	FILLING CAM - 22MM - EU 19	2090,2200,2200i	
3114408			
F-967	TRANSITION CAM - MAIN COMPRESSION	2090,2200,3090	
3108967			


IF YOU HAVE ANY QUESTION PLEASE CONTACT YOUR NATOLI REPRESENTATIVE.

PRODUCT NUMBER & OEM	DESCRIPTION	CATEGORY FETTE	VIEW
F-362/P	SCRAPER - PEEK	2090,2200,i	
F-738	PULL DOWN CAM - PLASTIC - EU 1"	2090,2200,I	
3117738			
F-140	SCRAPER - BRONZE	2090,2200,i	
7008140			
F-254	FILLING CAM - 12MM -EU1-441	2090,2200,i	
3113254			
F-752	UPPER RAISING CAM - STEEL - EU 1"	2090, 2200	
3115752			

IF YOU HAVE ANY QUESTION PLEASE CONTACT YOUR NATOLI REPRESENTATIVE.

PRODUCT NUMBER & OEM	DESCRIPTION	CATEGORY FETTE	VIEW
F-374 <hr/> 3113374	LEAD PIECE – EJECTOR – 32 STATION	2090i	
F-989 <hr/> 3130989	GRIP LEDGE FOR DOSING EU - 19	2090i	
F-088 <hr/> 3133088	GRIP LEDGE FOR DOSING EU 19	2090i	
F-36 <hr/> 3127036	SLIDE-IN BRONZE SEAL – 25MM	2090i	
F-31 <hr/> 3128631	BRONZE INSERT/11MM/FE TTE 2090i	2090i	






IF YOU HAVE ANY QUESTION PLEASE CONTACT YOUR NATOLI REPRESENTATIVE.

PRODUCT NUMBER & OEM	DESCRIPTION	CATEGORY FETTE	VIEW
F-31/P	PEEK INSERT/11MM/FE TTE 2090i	2090i	
F-32/P	PEEK INSERT - 16MM	2090i	
F-989-EU1	GRIP LEDGE - EU 1	2090i	
F-2919 3132919	LUBE CAM - EU1- 441	2090i WIP	
F-920 3132920	LUBE CAM COVER EU1-441	2090i WIP	

IF YOU HAVE ANY QUESTION PLEASE CONTACT YOUR NATOLI REPRESENTATIVE.

PRODUCT NUMBER & OEM	DESCRIPTION	CATEGORY FETTE	VIEW
F-398 <hr/> 3134398	HOLD DOWN LEDGE W/DISC SPRINGS EU1"FOR EJECTOR	2090i, 2200i	
F-390 <hr/> 3118390	HEAD LUBE CAM - EU 19	2090-P, 2200	
F-637 <hr/> 3117637	PLASTIC PRESSURE LEDGE PRE/MAIN COMPR	2200, 2090	
F-361 <hr/> 3106361c	SCRAPER BAR – BRONZE	2200, 2090	
F-49 <hr/> 3114549	SHAFT - INNER PADDLE	2200, 3090	

IF YOU HAVE ANY QUESTION PLEASE CONTACT YOUR NATOLI REPRESENTATIVE.

PRODUCT NUMBER & OEM	DESCRIPTION	CATEGORY FETTE	VIEW
F-66 <hr/> 3501466C	REVERSE DOSING WHEEL W/FLAT RODS	2200, 3090	
F-79 <hr/> 3106979	TRANSPARENT LENS	2200, 3090	
F-609 <hr/> 3114609	SPUR GEAR - 20 TEETH	2200, 3090	
F-610 <hr/> 3114610	SPUR GEAR - 20 TEETH	2200, 3090	
F-48 <hr/> 3114548	SHAFT IDLER	2200, 3090	






IF YOU HAVE ANY QUESTION PLEASE CONTACT YOUR NATOLI REPRESENTATIVE.

PRODUCT NUMBER & OEM	DESCRIPTION	CATEGORY FETTE	VIEW
F-882	CAM	2200, 3090	
3110882			
F-647	GEAR LOWER SECTION	2200, 3090	
3115647			
F-614	FILLING CAM – 10MM – EU 19	2200,2090,I	
3110614			
F-705	PUNCH RESTRAINER 19	2200,i,2090,i	
3772705			
F-705/1	PUNCH RESTRAINER 1"	2200,i,2090,i	

IF YOU HAVE ANY QUESTION PLEASE CONTACT YOUR NATOLI REPRESENTATIVE.

PRODUCT NUMBER & OEM	DESCRIPTION	CATEGORY FETTE	VIEW
F-254-16	16MM FILL CAM EU 1 441	2200iC	
F-638	FILLING WHEEL WITH ROUND RODS	2200i	
3502638			
F-2639	DISTRIBUTOR WHEEL WITH ROUND RODS	2200i	
3502639			
F-003	WEAR PLATE - EJECTOR	3090, 3090i, 3200	
3109003			
F-563	6MM FILL CAM - EU 19	3090, 3090i, 3200	
3113563			

IF YOU HAVE ANY QUESTION PLEASE CONTACT YOUR NATOLI REPRESENTATIVE.

PRODUCT NUMBER & OEM	DESCRIPTION	CATEGORY FETTE	VIEW
F-950 <hr/> 2142950	SPRING WASHER DIN2090-B16	3090, 2090	
F-365 <hr/> 3115365	LUBE FELT FOR FLAT CAMS IPT19 ,EU19	3090, 2090	
F-465 <hr/> 3501465, 3501465C	METERING WHEEL W/FLAT RODS	3090, 2200	
F-464 <hr/> 3501464, 3501464C	FILLING WHEEL - BRONZE	3090, 2200	
F-957 <hr/> 3108957	RETAINING PIECE - HOLDING LEDGE - LONG	3090, 3090i	

IF YOU HAVE ANY QUESTION PLEASE CONTACT YOUR NATOLI REPRESENTATIVE.

PRODUCT NUMBER & OEM	DESCRIPTION	CATEGORY FETTE	VIEW
F-05 <hr/> 3781905	FEATHER KEY DIN6885	3090, 3090i	
F-350 <hr/> 31100350	SIGHT GLASS FOR HOPPER 152 X 52	3090, 3090i	
F-25 <hr/> 3114825	LUBE CAM COVER IPT 1"	3090, i	
F-968 <hr/> 3108968	TRANSITION CAM- PRECOMPRESSION	3090, 3090i, 3200	
F-940 <hr/> 3109940	TAIL OVER DIE	3090, 3090i, 3200	

IF YOU HAVE ANY QUESTION PLEASE CONTACT YOUR NATOLI REPRESENTATIVE.

PRODUCT NUMBER & OEM	DESCRIPTION	CATEGORY FETTE	VIEW
F-733 <hr/> 3109733	INSIDE GRIP LEDGE – IPT 19	3090, 3200	
F-1465/T	SLIDE IN TITANIUM SEGMENT 25MM, OPEN	3090, 3200	
F-586 <hr/> 3110586	LOWERING CAM – OUTSIDE – IPT 19	3090, 3200	
F-1465/P	SLIDE IN PEEK SEGMENT 25MM, OPEN	3090, 3200	
F-272/3	12MM FILL CAM - EU1-441 - 3 PC DESIGN	3090, 3200	

IF YOU HAVE ANY QUESTION PLEASE CONTACT YOUR NATOLI REPRESENTATIVE.

PRODUCT NUMBER & OEM	DESCRIPTION	CATEGORY FETTE	VIEW
F-025 <hr/> 3133025	LUBE CAM COVER IPT 1"	3090, i	
F-589 <hr/> 3100589	ROTOR BEARING	3090,3090i, 3200	
F-387 <hr/> 3108387	EJECTION / DOSING RAMP	3090,3200,2090	
F-077 <hr/> 3132077	20 MM FILL CAM - EU1441	3090,3200,i	
F-069 <hr/> 3132069	18MM FILL CAM – EU 1"	3090,3200,i	






IF YOU HAVE ANY QUESTION PLEASE CONTACT YOUR NATOLI REPRESENTATIVE.

PRODUCT NUMBER & OEM	DESCRIPTION	CATEGORY FETTE	VIEW
F-62	10 MM FILL CAM - EU 19	3090,3200,i	
3113562			
F-07	8 MM FILL CAM – EU 19	3090,i,3200	
3114007			
F-605	PUNCH RESTRAINER 19	3090,i,3200,i	
3752605			
F-065	10MM FILL CAM – EU 1	3090,3200,i	
3132065			
F39IS-LW	LOWER WEDGE - 3090i/S	3090i	






IF YOU HAVE ANY QUESTION PLEASE CONTACT YOUR NATOLI REPRESENTATIVE.

PRODUCT NUMBER & OEM	DESCRIPTION	CATEGORY FETTE	VIEW
F-30 <hr/> 3133030	PULL DOWN CAM	3090i	
F-29 <hr/> 3133029	GRIP LEDGE FOR DOSING	3090i	
F-89/WO <hr/> 3114089	Pressure rolls without bearings	3090i	
F-506 <hr/> 3796506	TUBULAR SPRING ELEMENT	3090i	
F-923 <hr/> 3111923	HOLD DOWN LEDGE - EU 1"	3090i	






IF YOU HAVE ANY QUESTION PLEASE CONTACT YOUR NATOLI REPRESENTATIVE.

PRODUCT NUMBER & OEM	DESCRIPTION	CATEGORY FETTE	VIEW
F-353	GUIDE PIECE	3090i	
9138353			
F-014	DOSING LEDGE METERING INSERT	3090i	
3131014			
F-141	SCRAPER - TITANIUM	3090i	
7008141			
F-28	WIPING FELT	3090i, 3200i	
3133028			
F-6487	OUTER SHANK FELT 66.3X26X5	3090I, 3200I	
3126487			






IF YOU HAVE ANY QUESTION PLEASE CONTACT YOUR NATOLI REPRESENTATIVE.

PRODUCT NUMBER & OEM	DESCRIPTION	CATEGORY FETTE	VIEW
F-446	UPPER RAISING CAM - STEEL - EU1/441 - ET5	3090i,3200i	
F-463	LUBE FELT FOR FLAT CAMS IPT 19 , EU 19	3090i,2090,WIP	
3119463			
F-803	FILL-O-MATIC BASE	3090i,2090i	
3128036			
F-026	LUBE FELT/HEAD IPT1"EU1"FLAT	3090i,2090i, WIP	
3133026			
F-40	SLIDE IN BRONZE SEAL (OPEN) 25MM	3090i,3200i	
3128640			

IF YOU HAVE ANY QUESTION PLEASE CONTACT YOUR NATOLI REPRESENTATIVE.

PRODUCT NUMBER & OEM	DESCRIPTION	CATEGORY FETTE	VIEW
F-636 <hr/> 3128636	SLIDE IN BRONZE SEAL (OPEN) 11MM	3090i,3200i	
F-39 <hr/> 3128639	16MM BRONZE INSERT	3090i,3200i	
F-075 <hr/> 3132075	16 MM FILL CAM - EU 1-441	3090p,3200,i	
F-416/T	SCRAPER BAR - TITANIUM	3200, 3090	
F-416 <hr/> 3110416	SCRAPER BAR – BRONZE	3200, 3090	

IF YOU HAVE ANY QUESTION PLEASE CONTACT YOUR NATOLI REPRESENTATIVE.

PRODUCT NUMBER & OEM	DESCRIPTION	CATEGORY FETTE	VIEW
F-49/A	FILL-O-MATIC INNER PADDLE SHAFT ASSEMBLY	F-674/A	
F-48/A	FILL-O-MATIC IDLER SHAFT ASSEMBLY	PARTS OF F-674/A	
F-550/A	FILL-O-MATIC OUTER PADDLE SHAFT ASSEMBLY	PART OF F-674/A	
F-551/A	FILL-O-MATIC INNER SHAFT ASSEMBLY	F-674/A	
F-02	LOWER PUNCH RETAINER (BALL PLUNGER)	FETTE	

IF YOU HAVE ANY QUESTION PLEASE CONTACT YOUR NATOLI REPRESENTATIVE.

PRODUCT NUMBER & OEM	DESCRIPTION	CATEGORY FETTE	VIEW
F-009	HEX EXPANDING SCREW	FETTE	
F-103	GUIDE PIECE	FETTE	
3133103			
F-947	WAVE SPRING	FETTE	
3101947			
DL-8	DIE LOCK SCREW – EXTENDED TIP	FETTE	
52411232002			
F-624	PUNCH GUIDE SEAL – 1" – UNKEYED	FETTE	
2214624			

IF YOU HAVE ANY QUESTION PLEASE CONTACT YOUR NATOLI REPRESENTATIVE.

PRODUCT NUMBER & OEM	DESCRIPTION	CATEGORY FETTE	VIEW
F-114	LOWER PUNCH RETAINER	FETTE	
DL-12 <hr/> 1106012	DIE LOCK SCREW	FETTE	
F-89/WO	PRESSURE ROLL WITHOUT BEARING	FETTE	
F-816 <hr/> 3504816	DOSING WHEEL WITH ROUND RODS	FETTE	
F10-598 <hr/> 3105598	12MM FILL CAM - EU 1"	FETTE 1000	

IF YOU HAVE ANY QUESTION PLEASE CONTACT YOUR NATOLI REPRESENTATIVE.

PRODUCT NUMBER & OEM	DESCRIPTION	CATEGORY FETTE	VIEW
F10-915	WEAR PLATE	FETTE 1000	
3113915			
F-155	DOSING WEAR PLATE	FETTE 2000,2100	
3100155			
F-392	HEAD LUBE CAM - EU 1"	FETTE 2090, 2200	
3118392			
F-7032	FILLING PLATE FOR BRONZE SEALING SEGMENT	FETTE 2090	
3127032			
F-546	PUNCH SEALS LOWER "B"	FETTE 2200	
3115546			






IF YOU HAVE ANY QUESTION PLEASE CONTACT YOUR NATOLI REPRESENTATIVE.

PRODUCT NUMBER & OEM	DESCRIPTION	CATEGORY FETTE	VIEW
F-030 <hr/> 3700332	DOSING ELEMENT ASSEMBLY, 10CM M (BLUE)	FETTE 3090	
F-032 <hr/> 3700335	DOSING ELEMENT - ASSEMBLY 50CMM (YELLOW)	FETTE 3090	
F-031 <hr/> 3700334	DOSING ELEMENT - ASSEMBLY 20CMM (RED)	FETTE 3090	
F-594 <hr/> 3105940	DOSING LEDGE METERING INSERT	FETTE 3090,3200	
F12-816 <hr/> 3113816	TIGHT PUNCH CONTROL DOSING	FETTE P-1200	

IF YOU HAVE ANY QUESTION PLEASE CONTACT YOUR NATOLI REPRESENTATIVE.

PRODUCT NUMBER & OEM	DESCRIPTION	CATEGORY FETTE	VIEW
F12-722 <hr/> 3113722	TRANSITION CAM PRE-COMPRESSION	FETTE P-1200	
F12-765 <hr/> 3113765	THRUST PIECE (EJECTION RAMP)	FETTE P-1200	
F12-397	SCRAPER BLADE	FETTE P-1200	
F-756 <hr/> 3114756	18MM FILL CAM - EU1"-441	FETTE P1200	
F-4623 <hr/> 3134623	CHUTE COVER	FETTE P1200	

IF YOU HAVE ANY QUESTION PLEASE CONTACT YOUR NATOLI REPRESENTATIVE.

PRODUCT NUMBER & OEM	DESCRIPTION	CATEGORY FETTE	VIEW
F21-11 <hr/> 3110411	SCRAPER BLADE	FETTE P-2100	
F3-5	SCRAPER BLADE COVER	FETTE P3000	
F-534 <hr/> 3101534	FEEDER BASE PAN	FETTE P-3000	
F3-4 <hr/> 45-23-004	SCRAPER BLADE	FETTE P-3000	
F3-87-1	ROLL PIN LOCKNUT	FETTE P-3000	

IF YOU HAVE ANY QUESTION PLEASE CONTACT YOUR NATOLI REPRESENTATIVE.

PRODUCT NUMBER & OEM	DESCRIPTION	CATEGORY FETTE	VIEW
F-925 <hr/> 3111925	PULL DOWN CAM EU 1"	FETTE PT-2090	
F-719 <hr/> 3117719	HOLDING LEDGE PRE/MAIN COMPR. EU1	FETTE PT-2090	
F-821 <hr/> 3101821	10MM FILL CAM - EU 1"	P 2100	
F10-31-3 <hr/> 31 07 00 03	PRE ROLL SPACER	P1000	
F10-31-5 <hr/> 31 07 00 05	PRE COMPRESSION PIVOT PIN	P1000	

IF YOU HAVE ANY QUESTION PLEASE CONTACT YOUR NATOLI REPRESENTATIVE.

PRODUCT NUMBER & OEM	DESCRIPTION	CATEGORY FETTE	VIEW
F10-048	LOWERING CAM - A2 - EU19	P1000	
F10-040/1 <hr/> 532-67-01-12-006	LOWERING CAM - A1 - EU19	P1000	
F10-053	EJECTION PLATE	P1000	
F10-062 <hr/> 3100616	12 MM FILL CAM - EU19	P1000	
F10-080	GRIP LEDGE DOSING D1 - EU 19	P-1000	

IF YOU HAVE ANY QUESTION PLEASE CONTACT YOUR NATOLI REPRESENTATIVE.

PRODUCT NUMBER & OEM	DESCRIPTION	CATEGORY FETTE	VIEW
F10-063 <hr/> 3100617	14 MM FILL CAM - EU 19	P-1000	
F-197 <hr/> 3118197	20 MM FILL CAM EU 1	P1200	
F-711 <hr/> 3113711	FEEDER PAN	P-1200	
F-748 <hr/> 3114748	16MM FILL CAM - EU 19	P-1200	
F-828 <hr/> 3114828	16 MM FILL CAM - EU 1"	P-1200	

IF YOU HAVE ANY QUESTION PLEASE CONTACT YOUR NATOLI REPRESENTATIVE.

PRODUCT NUMBER & OEM	DESCRIPTION	CATEGORY FETTE	VIEW
F-754 <hr/> 3114754	14MM FILL CAM - EU1"/441	P-1200	
F-26 <hr/> 3114826	12 MM FILL CAM EU-1"	P-1200	
F-106 <hr/> 3722106	PUNCH RESTRAINER O-RING 8mm x 260 MM ID	P-1200	
F-888 <hr/> 3113888	PRESSURE LEDGE	P-1200	
F12-817 <hr/> 3113817	DOSING LEDGE	P-1200	

IF YOU HAVE ANY QUESTION PLEASE CONTACT YOUR NATOLI REPRESENTATIVE.

PRODUCT NUMBER & OEM	DESCRIPTION	CATEGORY FETTE	VIEW
F12-397/D	SCRAPER BAR - DELRIN	P-1200	
F-4757 3114757	22MM FILL CAM - EU1"-441	P1200	
F-4827 3114827	14MM FILL CAM - EU 1"	P1200	
F-63 3114763	TAIL OVER DIE	P1200I	
F-765 9178765	16MM SLIDE IN PEEK SEAL	P1200,1200i	

IF YOU HAVE ANY QUESTION PLEASE CONTACT YOUR NATOLI REPRESENTATIVE.

PRODUCT NUMBER & OEM	DESCRIPTION	CATEGORY FETTE	VIEW
F-21 <hr/> 3114521	LOWER PRESSURE RAIL EU1-441	P-1200,1200i	
F-3823 <hr/> 3113823	GUIDE PIECE	1200,1200i	
F-3836 <hr/> 311382	RECEIVER BLOCK	1200,1200i	
F-440F-299 <hr/> 3100299	BEARING RETAINER PLATE - TAMPING ROLLER ASSEMBLY	P2000	
F-92-1	PRE- COMPRESSION ROLL	P-2000	

IF YOU HAVE ANY QUESTION PLEASE CONTACT YOUR NATOLI REPRESENTATIVE.

PRODUCT NUMBER & OEM	DESCRIPTION	CATEGORY FETTE	VIEW
F-92-4	OUTSIDE WEAR PLATE	P-2000	
F-6/A <hr/> 60-23-006, 30-23-077	PRESSURE ROLL WITH BEARING	P-2000, 3000	
F-425 <hr/> 3114425	16 mm FILL CAM EU 1"	P2020	
F-427 <hr/> 3114427	20MM FILL CAM - EU 1"	P-2020	
F-423 <hr/> 3114423	12MM FILL CAM - EU 1"	P2020, 2090i	

IF YOU HAVE ANY QUESTION PLEASE CONTACT YOUR NATOLI REPRESENTATIVE.

PRODUCT NUMBER & OEM	DESCRIPTION	CATEGORY FETTE	VIEW
F-4426	18MM FILL CAM - EU 1"	P-2020, 2090	
3114426			
P1200F-424	14mm fill cam eu 1"	P2020,2090,2200	
3114424			
F-667	PUNCH GUIDE SEAL – 3/4"/19mm	P20A,FETTE, KOR	
2147667			
F-80	WEAR PLATE FOR EJECTOR	P2100	
3100180			
F-81	EJECTION PLATE	P2100	
3100181			

IF YOU HAVE ANY QUESTION PLEASE CONTACT YOUR NATOLI REPRESENTATIVE.

PRODUCT NUMBER & OEM	DESCRIPTION	CATEGORY FETTE	VIEW
F-926	HOLDING LEDGE FOR LOWER CAMS FOR PUNCH REMOVAL - EU 1	P-2200	
F-363 <hr/> 3106363	COVER FOR SCRAPER	P-2200	
F-6362 <hr/> 3106362	TAIL OVER DIE	P-2200, 2090,I	
F3-14/1-1	SEALING GASKET – BRONZE (2 HOLE)	P3000	
F3-14 <hr/> 44-23-014	FILL-O-MATIC BOTTOM PLATE	P-3000	

IF YOU HAVE ANY QUESTION PLEASE CONTACT YOUR NATOLI REPRESENTATIVE.

PRODUCT NUMBER & OEM	DESCRIPTION	CATEGORY FETTE	VIEW
F3-01 <hr/> 44-23-001	TAKE-OFF BAR	P-3000	
F3-14/1-2	SEALING GASKET – BRONZE (3 HOLE)	P-3000	
F3-038 <hr/> 3100038	THRUST COLLAR PLASTIC	P3000	
F3-004 <hr/> 31-23-004	PRE-COMPRESSION ROLL	P-3000, P-1000	
F3-87 <hr/> 3023010	ROLL PIN	P-3000, 2100	

IF YOU HAVE ANY QUESTION PLEASE CONTACT YOUR NATOLI REPRESENTATIVE.

PRODUCT NUMBER & OEM	DESCRIPTION	CATEGORY FETTE	VIEW
F-709 <hr/> 3117709	PLASTIC HOLDING LEDGE - PUNCH REMOVAL - EU 19	PT-2090	
F-918 <hr/> 3110918	HOLDING LEDGE LOWER CAMS IPT 19	PT-2090	
F-924 <hr/> 3111924	TRAP LEDGE FOR DOSING - EU 1	PT-2090	
F-95-EU1	GRIP LEDGE EU 1	PT2090	
F-860 <hr/> 3116860	UPPER RAISING CAM- STEEL -EU 19	PT2090,P-2200	

IF YOU HAVE ANY QUESTION PLEASE CONTACT YOUR NATOLI REPRESENTATIVE.

PRODUCT NUMBER & OEM	DESCRIPTION	CATEGORY FETTE	VIEW
F-721 <hr/> 3117721	HOLDING LEDGE PRE/MAIN COMPRESSION - EU 19	PT-2090,P-2200	
F-422 <hr/> 3114422	10 MM FILL CAM EU 1"	PT-2090,PT-2200	
F-694 <hr/> 3117694	PLASTIC COVER PLATE/SHAFT LUBE 2090	PT-2090,PT-2200	
F-440 <hr/> 3114440	FILLING CAM - 6MM - EU1-441	PT-2090,2200,i	
F-461/T	SLIDE-IN TITANIUM SEGMENT 11 MM, OPEN	PT3090	




IF YOU HAVE ANY QUESTION PLEASE CONTACT YOUR NATOLI REPRESENTATIVE.

PRODUCT NUMBER & OEM	DESCRIPTION	CATEGORY FETTE	VIEW
F-461 <hr/> 3131461	SLIDE IN BRONZE SEGMENT, 11MM, OPEN	PT3090	
F-1465 <hr/> 3131465	SLIDE IN BRONZE SEGMENTS - 25MM OPEN	PT3090	
F-1464 <hr/> 3131464	SLIDE IN BRONZE SEGMENT, 16MM	PT3090	
F-1463 <hr/> 3131463	SLIDE IN BRONZE SEGMENT 16MM, OPEN	PT3090	
F-474 <hr/> 3131474	FILLING PLATE FOR BRONZE SEALING SEGMENT	PT-3090	

IF YOU HAVE ANY QUESTION PLEASE CONTACT YOUR NATOLI REPRESENTATIVE.

PRODUCT NUMBER & OEM	DESCRIPTION	CATEGORY FETTE	VIEW
F-904	GRIP LEDGE - EU 19	PT3090,3200	
3100904			
F-548	O-RING 16.00 X 1.25 -70 NBR/769	PT3090,I,3200,i	
F-066	12MM FILL CAM – EU 1	PT3090,P-3200,i	
3132066			
F-068	16 MM FILL CAM EU 1"	PT-3090,PT-3200	
3132068			
F10-100-1	FEEDER PAN	Fette	

IF YOU HAVE ANY QUESTION PLEASE CONTACT YOUR NATOLI REPRESENTATIVE.


PRODUCT NUMBER & OEM	DESCRIPTION	CATEGORY FETTE	VIEW
F2-2 <hr/> 1706017	WEAR PLATE FOR EJECTOR	P2000	
F-304 <hr/> 3100304	WASHER – TAMPING ROLLER ASSEMBLY	P2000	
F-1205 <hr/> 3761205	PUNCH RESTRAINER O-RING 400 X 8	2090i	

IF YOU HAVE ANY QUESTION PLEASE CONTACT YOUR NATOLI REPRESENTATIVE.







AVAILABLE PARTS FOR KORSCH

FIND YOUR PRODUCT QUICKLY: **CTRL + F AND TYPE NUMBER**

PRODUCT NUMBER & OEM	DESCRIPTION	CATEGORY KORSCH	VIEW
MB2-4 <hr/> 37204	RETAINING SPRING	EXPRESS	
KO-017 <hr/> 73100176	FEEDER PAN INSERT (PEEK MATERIAL)	KORSCH	
KO12-209 <hr/> 71120209	HOLD DOWN DEVICE	KORSCH PH-230	

IF YOU HAVE ANY QUESTION PLEASE CONTACT YOUR NATOLI REPRESENTATIVE.

PRODUCT NUMBER & OEM	DESCRIPTION	CATEGORY KORSCH	VIEW
KO12-057/1	FEEDER BASE PLATE WEAR INSERT	KORSCH PH-230	
KO12-057/2	FEEDER BASE PLATE BRACKET	KORSCH PH-230	
KO12-145 <hr/> 76900145	EXCESS MATERIAL SCRAPER ASSEMBLY	KORSCH PH-230	
KO-119 <hr/> 85950119	FEEDER PAN ASSEMBLY - SET	KORSCH XL100	
KO-373 <hr/> 76900373	SCRAPER BLADE - SHORT (PEEK)	KORSCH XL100	

IF YOU HAVE ANY QUESTION PLEASE CONTACT YOUR NATOLI REPRESENTATIVE.

PRODUCT NUMBER & OEM	DESCRIPTION	CATEGORY KORSCH	VIEW
DL-124 80900016	DIE LOCK SCREW	KORSCH XL-400	
KO-0486 70150486	SAFETY RAIL 1 FOR LOWER CAM TRACK EU "B"	KORSCH XL-400	
KO-119-2 76900388	SCRAPER BLADE - LONG (PEEK)	KOSRCH XL100	
KO-169 70150169	LOWERING RAIL EU D	PH 300	
KO-294 71120294	HOLD DOWN DEVICE 2 AMPCO - EU D	PH 300	

IF YOU HAVE ANY QUESTION PLEASE CONTACT YOUR NATOLI REPRESENTATIVE.

PRODUCT NUMBER & OEM	DESCRIPTION	CATEGORY KORSCH	VIEW
KO-08 <hr/> 70120008	EJECTION RAIL	PH 300	
KO-270 <hr/> 70120270	SEGMENT	PH 300	
KO-255 <hr/> 71120255	UPPER RAISING CAM EU D"	PH-300	
KO-074	COVERING FOR TABLET STRIPPING DEVICE	PH-300	
KO-018 <hr/> 7.138.0018	COMPRESSION ROLLER	PH300, PH800	






IF YOU HAVE ANY QUESTION PLEASE CONTACT YOUR NATOLI REPRESENTATIVE.

PRODUCT NUMBER & OEM	DESCRIPTION	CATEGORY KORSCH	VIEW
KO8-606 <hr/> 70150606	LOWERING RAIL	PH 800	
KO4-053 <hr/> 713.800.53	COMPRESSION ROLLER	XL400	
KO-133 <hr/> 76550133	TEFLON WEAR STRIP	XL400	
KO-174 <hr/> 85200174	FILL CAM ASSEMBLY 18MM 29 EU"D"	XL-400	
KO-835 <hr/> 71120835	UPPER PUNCH CAM #4 EU"B"	XL-400	

IF YOU HAVE ANY QUESTION PLEASE CONTACT YOUR NATOLI REPRESENTATIVE.

PRODUCT NUMBER & OEM	DESCRIPTION	CATEGORY KORSCH	VIEW
KO-907 <hr/> 71121907	LOWERING CAM EU"D"	XL-400	
KO-905 <hr/> 71121905	LIFTING CAM EU"D"	XL-400	
KO-098 <hr/> 71121098	LIFTING CAM - EU "B"	XL-400	
KO-148 <hr/> 85200148	FILL CAM ASSEMBLY 14MM 35/44 EU-B	XL-400	
KO-187 <hr/> 85200187	FILL CAM ASSEMBLY 10MM EU-D	XL-400	

IF YOU HAVE ANY QUESTION PLEASE CONTACT YOUR NATOLI REPRESENTATIVE.

PRODUCT NUMBER & OEM	DESCRIPTION	CATEGORY KORSCH	VIEW
KO-307 <hr/> 73100307	FEEDER PAN	XL-400	
KO-843 <hr/> 73000843	COMPRESSION KEEPING PLATE FOR TRANSITION RAIL	XL-400	
KO-060 <hr/> 70120060	TABLET STRIPPING DEVICE	XL-400	
KO-575 <hr/> 70150575	SAFETY RAIL 1 EU"D"	XL-400	
KO-873 <hr/> 70150873	PUNCH CONTROL PLATE	XL-400	






IF YOU HAVE ANY QUESTION PLEASE CONTACT YOUR NATOLI REPRESENTATIVE.

PRODUCT NUMBER & OEM	DESCRIPTION	CATEGORY KORSCH	VIEW
KO-46 <hr/> 85200146	FILL CAM ASSEMBLY 6MM 35/44 EU"B"	XL-400	
KO-279 <hr/> 70150279	EJECTION CAM	XL-400	
KO-70 <hr/> 71121070	LOWERING CAM EU "B"	XL-400	
KO-173	FILL CAM 14 MM EU-D	XL-400	
KO-654 <hr/> 70150654	CAM TRACK EU"D"	XL-400	

IF YOU HAVE ANY QUESTION PLEASE CONTACT YOUR NATOLI REPRESENTATIVE.

PRODUCT NUMBER & OEM	DESCRIPTION	CATEGORY KORSCH	VIEW
KO-656 <hr/> 70150656	CAM TRACK EU "B"	XL-400	
KO-287-B <hr/> 76900287	EXCESS MATERIAL SCRAPER BLADE- BRONZE	XL-400	
KO-064 <hr/> 70120064	EJECTION RAIL	XL-400	
KO-922 <hr/> 70900922	COVER STRIP FOR MATERIAL STRIPPING DEVICE- PEEK(TAIL OVER DIE)	XL-400	
KO-605 <hr/> 70901605	COVER STRIP FOR MATERIAL STRIPPING DEVICE	XL-400	






IF YOU HAVE ANY QUESTION PLEASE CONTACT YOUR NATOLI REPRESENTATIVE.

PRODUCT NUMBER & OEM	DESCRIPTION	CATEGORY KORSCH	VIEW
KO-660 <hr/> 70150660	RAIL TO LOWER PRECOMPRESSION ROLLER	XL-400	
KO-287-S <hr/> 76900287	SCRAPER	XL-400	
KO-100	LOWER PUNCH SCRAPER SEAL 1"D	XL-400	
KO-052 <hr/> 70120052	EJECTION RAIL	XL-400	
KO-1946 <hr/> 70901946	COVER	XL-400	

IF YOU HAVE ANY QUESTION PLEASE CONTACT YOUR NATOLI REPRESENTATIVE.

PRODUCT NUMBER & OEM	DESCRIPTION	CATEGORY KORSCH	VIEW
KO-287-S <hr/> 76900287	EXCESS MATERIAL SCRAPER BLADE - STAINLESS STEEL	XL-400	
KO4-121 <hr/> 80700121	SCRAPER	XL-400	
KO-173-1 <hr/> 85200173	FILL CAM 14 MM EU-D	XL-400	
KO-19 <hr/> 70120119/A	EJECTION RAIL	XL-400	
KO-358 <hr/> 76900358	TABLET STRIPPING DEVICE	XL400	

IF YOU HAVE ANY QUESTION PLEASE CONTACT YOUR NATOLI REPRESENTATIVE.




PRODUCT NUMBER & OEM	DESCRIPTION	CATEGORY KORSCH	VIEW
KO-458 <hr/> 70150458	DOSING RAIL	XL400, PH300	
KO-459 <hr/> 70150459	DOSING RAIL TRANSITION CAM	XL400, PH300	
KO-SP1	SCRAPER SPRING	XL-400,800	
KO-79	PUNCH SEAL "B"	XL-400,XL-800	
KO-119-1	TABLET TAKE-OFF		

IF YOU HAVE ANY QUESTION PLEASE CONTACT YOUR NATOLI REPRESENTATIVE.



AVAILABLE PARTS FOR MANESTY

FIND YOUR PRODUCT QUICKLY: **CTRL + F AND TYPE NUMBER**

PRODUCT NUMBER & OEM	DESCRIPTION	CATEGORY MANESTY	VIEW
M-103 <hr/> 35103	HOPPER	B3B, BB3B, BB4	
M-9 <hr/> 35009	LOWER ROLL PIN	BB3B, B3B, BB4	
MB3-47 <hr/> 37047	UPPER PRESSURE ROLL PIN	BB3B	

IF YOU HAVE ANY QUESTION PLEASE CONTACT YOUR NATOLI REPRESENTATIVE.

PRODUCT NUMBER & OEM	DESCRIPTION	CATEGORY MANESTY	VIEW
MB3-21	SCRAPER BLADE - FRONT	BB3B	
37221			
FLAT WASHER DIN125 A M10	FLAT WASHER	-	
M9-173	FILL CAM - 11/16" FILL - MANESTY B	BB4	
6681730			
M9-175	FILL CAM 3/8 FILL - MANESTY B	BB4	
6681750			
M9-09A	FEED FRAME - OPEN ASSEMBLY	BB4	
68009			

IF YOU HAVE ANY QUESTION PLEASE CONTACT YOUR NATOLI REPRESENTATIVE.

PRODUCT NUMBER & OEM	DESCRIPTION	CATEGORY MANESTY	VIEW
M9-312 <hr/> 68312	UPPER LIFTING CAM - MANESTY 'B'	BB4	
M9-181 <hr/> 68181	FLIGHT CONTROL CAM - MANESTY 'B'	BB4	
M-231/1 <hr/> 6790231	FEED FRAME-OPEN	B4, D4	
M4-65 <hr/> 44650	EJECTION CAM	BETAPRESS	
M-87 <hr/> 44187	PUNCH HOLDING PLUNGER	BETAPRESS	

IF YOU HAVE ANY QUESTION PLEASE CONTACT YOUR NATOLI REPRESENTATIVE.

PRODUCT NUMBER & OEM	DESCRIPTION	CATEGORY MANESTY	VIEW
M4-73-D	TAIL OVER DIE- DELRIN	BETAPRESS	
44473			
M2-24	THRUST WASHER	EXPRESS	
50224			
M2-863	FLGHT CONTROL CAM - MANESTY 'B'	EXPRESS	
48863			
DL-100/2	DIE LOCK SCREW	EXPRESS	
38266			
DL-87/3	DIE LOCK SCREW	EXPRESS	
48155			

IF YOU HAVE ANY QUESTION PLEASE CONTACT YOUR NATOLI REPRESENTATIVE.

PRODUCT NUMBER & OEM	DESCRIPTION	CATEGORY MANESTY	VIEW
M2-638/AS	SCRAPER BRACKET ASSEMBLY	EXPRESS	
MD2-62	PUNCH HOLDING PLUG	EXPRESS	
48162			
M2-78/A	LOWER PUNCH OILER ASSEMBLY	MANESTY EXPRESS	
M-55	ONE SHOT OIL PUMP (P-28)	MANESTY	
93955			
M9-085	UPPER LOWERING CAM - MANESTY 'B'	MANESTY BB4	
68085			

IF YOU HAVE ANY QUESTION PLEASE CONTACT YOUR NATOLI REPRESENTATIVE.

PRODUCT NUMBER & OEM	DESCRIPTION	CATEGORY MANESTY	VIEW
M-643	LOWER PUNCH SCRAPER SEAL	MK1	
45643			
M-642	Hopper Connector	MK1	
39642			
DL-62/2	DIE LOCK SCREW	MK3	
45423, 11203011			
M8-462/A	B & D UPPER & D LOWER PRESSURE ROLL ASSEMBLY	MK IV	
98462			
M8-472	UPPER TAMPING ROLL	MK IV	
98472			

IF YOU HAVE ANY QUESTION PLEASE CONTACT YOUR NATOLI REPRESENTATIVE.

PRODUCT NUMBER & OEM	DESCRIPTION	CATEGORY MANESTY	VIEW
M-555	ELITE FEEDER PAN	MANESTY MK IV	
98555			
M7-45T/A	TURRET	NOVAPRESS	
95748			
M7-200	FEEDER PAN ASSEMBLY	NOVAPRESS	
62200			
M72-233	UPPER RAISING CAM - MANESTY D	NOVAPRESS 2	
61082330			
M72-334	UPPER LOWERING CAM - MANESTY D	NOVAPRESS 2	
61083340			





IF YOU HAVE ANY QUESTION PLEASE CONTACT YOUR NATOLI REPRESENTATIVE.

PRODUCT NUMBER & OEM	DESCRIPTION	CATEGORY MANESTY	VIEW
M11-916	FLIGHT CONTROL CAM EU-D	UNIPRESS	
6699161			
M11-831	TURRET SCRAPER	UNIPRESS	
69831			
M11-715	TAIL OVER DIE SPRING	UNIPRESS	
69715			
M11-704	SECOND PADDLE	UNIPRESS	
69704			
M11-703	FIRST PADDLE	UNIPRESS	
69703			

IF YOU HAVE ANY QUESTION PLEASE CONTACT YOUR NATOLI REPRESENTATIVE.

PRODUCT NUMBER & OEM	DESCRIPTION	CATEGORY MANESTY	VIEW
M11-871	FEEDER PAN	UNIPRESS	
69871			
M11-915	WEIGHT ADJUST FLIGHT CONTROL CAM – EU	UNIPRESS	
69915			
M11-519	UPPER LOWERING CAM - MANESTY /EU D	UNIPRESS	
6695190			
M11-025	FILL CAM 13MM EU B – BRONZE	UNIPRESS	
61190240			
M11-457	EJECTION CAM 'B' TOOLING	UNIPRESS	
69457			

IF YOU HAVE ANY QUESTION PLEASE CONTACT YOUR NATOLI REPRESENTATIVE.

PRODUCT NUMBER & OEM	DESCRIPTION	CATEGORY MANESTY	VIEW
M11-023	18MM FILL CAM EU-B	UNIPRESS	
61190230			
M11-126	MAIN PRESSURE ROLLER	UNIPRESS	
69126			
M11-714	TAIL OVER DIE	UNIPRESS	
69714			
M11-231	WEIGHT ADJUSTING RAMP	UNIPRESS	
69231			
M11-9025	8MM FILL CAM - MANESTY B TYPE - BRONZE	UNIPRESS	
61190250			

IF YOU HAVE ANY QUESTION PLEASE CONTACT YOUR NATOLI REPRESENTATIVE.

PRODUCT NUMBER & OEM	DESCRIPTION	CATEGORY MANESTY	VIEW
M14-349-8	FILL CAM -8MM - EU D	XPRESS 300	
M15-170-1	TABLET TAKE OFF POINTER	XPRESS 500	
M15-171	TAKE OFF DEFLECTOR	XPRESS 500	
61511710			
M15-169	TAIL OVER DIE BLOCK	XPRESS 500	
61261690			
M15-69	TABLET CHUTE COVER	XPRESS 500	
61511690			

IF YOU HAVE ANY QUESTION PLEASE CONTACT YOUR NATOLI REPRESENTATIVE.

PRODUCT NUMBER & OEM	DESCRIPTION	CATEGORY MANESTY	VIEW
M15-132 <hr/> 61261320	SCRAPER BRACKET	XPRESS 500	
M15-172 <hr/> 61261720	RE-CIRCULATING TAIL OVER DIE SPRING	XPRESS 500	
M15-140 <hr/> 61261400	RE-CIRCULATING BAND BUFFER	XPRESS 500	
M15-170 <hr/> 61511700	LARGE TAKE OFF	XPRESS 500	
M15-289 <hr/> 61362890	FILL CAM - 6 MM - EU B	XPRESS 500	

IF YOU HAVE ANY QUESTION PLEASE CONTACT YOUR NATOLI REPRESENTATIVE.

PRODUCT NUMBER & OEM	DESCRIPTION	CATEGORY MANESTY	VIEW
M15-803	FILL CAM - 14MM - EU D	XPRESS 500	
61368030			
M15-434	FILL CAM - 12MM - EU B	XPRESS 500	
61364340			
M15-579	FILL CAM - 10MM - EU B	XPRESS 500	
61365790			
M15-654	FEEDER SOLE PLATE RE- CIRCULATING	XPRESS 500	
61266540			
M15-652	EJECTION CAM	XPRESS 500	
61266520			

IF YOU HAVE ANY QUESTION PLEASE CONTACT YOUR NATOLI REPRESENTATIVE.

PRODUCT NUMBER & OEM	DESCRIPTION	CATEGORY MANESTY	VIEW
M15-556	21 MM FILL CAM - EU D	XPRESS 500	
61265560			
M15-753	18 MM FILL CAM - EU D	XPRESS 500	
61367530			
M15-557	16 MM FILL CAM - EU D	XPRESS 500	
61265570			
M16-944	PRESSURE ROLL	XPRESS 700	
61269440			
M1D-091	UPPER RAISING CAM	DIAMOND	
8-112-985-091			

IF YOU HAVE ANY QUESTION PLEASE CONTACT YOUR NATOLI REPRESENTATIVE.

PRODUCT NUMBER & OEM	DESCRIPTION	CATEGORY MANESTY	VIEW
M7-118	OIL PAD	NOV DIA, UNI DI	
6951180			
M7D-638	SCRAPER BLADE	NOVA DIAMOND	
61016380			
M7D-640	TAIL OVER DIE	NOVA DIAMOND	
61016400			
M-519	LOWER PUNCH RETAINER	DRYCOTA 500	
38519			
DL-50/3	DIE LOCK SCREW	MK1,11,NOVA ,SU	
45120			

IF YOU HAVE ANY QUESTION PLEASE CONTACT YOUR NATOLI REPRESENTATIVE.







AVAILABLE PARTS FOR KILIAN






FIND YOUR PRODUCT QUICKLY: CTRL + F AND TYPE NUMBER

PRODUCT NUMBER & OEM	DESCRIPTION	CATEGORY KILIAN	VIEW
KI-611 <hr/> 211611	PRESSURE ROLLER- A2 STEEL	KILIAN	
KI-459/6 <hr/> 108459/6	EJECTION CAM	KILIAN RX	
KI-188 <hr/> 171188	LOWERING CAM	KILIAN RX	
KI-229 <hr/> 108229	DOSING CAM	KILIAN RX	




IF YOU HAVE ANY QUESTION PLEASE CONTACT YOUR NATOLI REPRESENTATIVE.

PRODUCT NUMBER & OEM	DESCRIPTION	CATEGORY KILIAN	VIEW
KI-975 <hr/> 10195975	WEAR PLATE	KILIAN S250	
KI-536 <hr/> 107536	SIGHT GLASS	KILIAN S250	
KI-894 <hr/> 226894	SCRAPER	KILIAN SYN 500	
K4-214 <hr/> 140214	DOSING CAM	KILIAN T400	
DL-15 <hr/> 108164	DIE LOCK SCREW	KILIAN T400;RTS	






IF YOU HAVE ANY QUESTION PLEASE CONTACT YOUR NATOLI REPRESENTATIVE.

PRODUCT NUMBER & OEM	DESCRIPTION	CATEGORY KILIAN	VIEW
KI-099 <hr/> 145099	FILL CAM EU-B 12.5MM - 20MM	KILIAN TX	
KI-931 <hr/> 108931	EJECTION CAM "B" TOOLING	KILIAN TX	
K15-C442 <hr/> TXFIIC-442	SCRAPER	KILIAN TX 32	
K15-C440 <hr/> TXFIIC-440	COVERINA SEGMENT (TAIL OVER DIE) FROM SERIES 32014	KILIAN TX 32	
KI-209/3 <hr/> 157209/3	8.5-16MM FILL CAM EU D	KILIAN TX/T300	

IF YOU HAVE ANY QUESTION PLEASE CONTACT YOUR NATOLI REPRESENTATIVE.

PRODUCT NUMBER & OEM	DESCRIPTION	CATEGORY KILIAN	VIEW
DL-109 102109	DIE LOCK SCREW	KILIAN TX30	
KI-716 130716	KILLIAN EU-D FILL CAM 4.5mm - 12mm	KILLIAN TX	
KI-93 213193	SCRAPER	KTS 1000	
KI-717 136717	SCRAPER	KILIAN RTS	
KI-847/1	CATCH RAIL EU "D" – EJECTION	RTS, TX	

IF YOU HAVE ANY QUESTION PLEASE CONTACT YOUR NATOLI REPRESENTATIVE.

PRODUCT NUMBER & OEM	DESCRIPTION	CATEGORY KILIAN	VIEW
KI-831/1	CATCH RAIL EU "B" – EJECTION	RTS, TX	
KI-233 <hr/> 108233, 10108233	PRE-COMPRESSION ROLL	RTS, TX, RX E150	
K14-519 <hr/> 130519	FILL CAM-OUTER 20MM FILL - EU 'D'	RTS, E150	
K14-520 <hr/> 130520	FILL CAM INNER 20MM FILL - EU - 'D'	RTS, E150	
KI-353 <hr/> 116353	TAIL OVER DIE	RTS, E150 PLUS	

IF YOU HAVE ANY QUESTION PLEASE CONTACT YOUR NATOLI REPRESENTATIVE.

PRODUCT NUMBER & OEM	DESCRIPTION	CATEGORY KILIAN	VIEW
KI-448	PUSH DOWN RAIL	RTS21	
KI-797/1 <hr/> 130797	FILL CAM 12.5 - 20MM 25/32 - STEEL	RX	
KI-248 <hr/> 108248	TRANSITION CAM	RX	
KI-24 <hr/> 108224	LOWER ECCENTRIC BOLT	KILIAN RX	
KI-152/1 <hr/> 224152/1	TAKE OFF BAR	S250	

IF YOU HAVE ANY QUESTION PLEASE CONTACT YOUR NATOLI REPRESENTATIVE.

PRODUCT NUMBER & OEM	DESCRIPTION	CATEGORY KILIAN	VIEW
KI-357 <hr/> 111357	UPPER CAM BODY INSERT	S250	
KI-318 <hr/> 127318/2	TRANSITION CAM	S250	
KI-726 <hr/> 127726	GUIDE RAIL	S250	
KI-183 <hr/> 206183	GRAVITY FILL SHOE INSERT - WHITE NYLATRON	S250	
KI-619 <hr/> 126619	CONTROL CAM	S250	

IF YOU HAVE ANY QUESTION PLEASE CONTACT YOUR NATOLI REPRESENTATIVE.

PRODUCT NUMBER & OEM	DESCRIPTION	CATEGORY KILIAN	VIEW
KI-486 <hr/> 144486	CATCH RAIL -EU 'B'	S250	
KI-635 <hr/> 177635	SAFETY CAM	S250	
KI-120 <hr/> 195120	PRE-COMPRESSION ROLLER	S250, S200,T300	
KI-067 <hr/> 257067	PRESSURE ROLL – NEW STYLE	SYN 700	
KI-193	PUNCH SCRAPER SEAL-"B"	SYNTHESIS 500	



IF YOU HAVE ANY QUESTION PLEASE CONTACT YOUR NATOLI REPRESENTATIVE.

PRODUCT NUMBER & OEM	DESCRIPTION	CATEGORY KILIAN	VIEW
KI-804 <hr/> 231804	SEALING SEGMENT	SYNTHESIS 700	
KI-387 <hr/> 226387	FEEDER INSERT	SYNTHESIS 700	
KI-705/1 <hr/> 125705	MAIN PRESSURE ROLL	T300,400,RX,TX	
KI-747 <hr/> 127747	DOSING CAM	T300,S250,TX	
KI-065/1 <hr/> 156065/1	SCRAPER - BRONZE	T-300, S-250	

IF YOU HAVE ANY QUESTION PLEASE CONTACT YOUR NATOLI REPRESENTATIVE.

PRODUCT NUMBER & OEM	DESCRIPTION	CATEGORY KILIAN	VIEW
KI-419 <hr/> 126419	PUNCH GUIDE SEAL "B-TYPE" (KEYED)	T4,RTS,TX	
KI-416 <hr/> 126416	PUNCH GUIDE SEAL "D-TYPE" (UNKEYED)	T400, RTS, TX	
KI-C001 <hr/> TX FIIC-001	FILL SHOE HOUSING	TX	
K15-C2200 <hr/> C2200, TXC2-200	PRESSURE ROLL BEARING	TX, T400, RTS	
KI-418 <hr/> 126418	PUNCH GUIDE SEAL "B-TYPE" (UNKEYED)	TX, T400, RTS	

IF YOU HAVE ANY QUESTION PLEASE CONTACT YOUR NATOLI REPRESENTATIVE.





PRODUCT NUMBER & OEM	DESCRIPTION	CATEGORY KILIAN	VIEW
DL-137	DIE LOCK SCREW	TX,RTS,LX,RX37	
136137			
KI-306	LOWER CAM TRACK 4.5 - 12MM FILL ESU B – LUBRICATED	TX,S250,T300	
127306			
KI-28	BRAKE PIN	RUD	
107928			

IF YOU HAVE ANY QUESTION PLEASE CONTACT YOUR NATOLI REPRESENTATIVE.



AVAILABLE PARTS FOR NATOLI

FIND YOUR PRODUCT QUICKLY: **CTRL + F** AND TYPE NUMBER

PRODUCT NUMBER	DESCRIPTION	CATEGORY NATOLI	VIEW
SB2-17	SCRAPER BLADE - FRONT	N155	
NP1-46-14/EU	LOWER PULL DOWN CAM – 14MM FILL – EU TOOLING	N155	
NP1-46-12/EU	LOWER PULL DOWN CAM – 12MM FILL – EU TOOLING -	N155	
NP1-46-10/EU	LOWER PULL DOWN CAM – 10MM FILL – EU TOOLING	N155	





IF YOU HAVE ANY QUESTION PLEASE CONTACT YOUR NATOLI REPRESENTATIVE.

PRODUCT NUMBER	DESCRIPTION	CATEGORY NATOLI	VIEW
SP-8	SCRAPER SPRING	N155,255	
DL-91	DIE LOCK SCREW	N155,255,400	
SB2-17/1	SCRAPER BLADE - FRONT – NYLON	NP-100, BB2,555	
SB2-16/1	SCRAPER BLADE - REAR - NYLON	NP-100, STOKES	
SB2-16	SCRAPER BLADE - REAR	NP-100, STOKES	

IF YOU HAVE ANY QUESTION PLEASE CONTACT YOUR NATOLI REPRESENTATIVE.

PRODUCT NUMBER	DESCRIPTION	CATEGORY NATOLI	VIEW
SB2-46/1	LOWER PULL DOWN CAM- W/ ADJUSTING SCREW	NP-100,BB2, 555	
SB2-46/0	LOWER CAM TRACK PULLDOWN - NO ADJ. SCREW	NP-100,BB2, 555	
SB2-630	LOWER PUNCH RETAINER PLUG	NP-100,BB2, 566	
DL-18	DIE LOCK SCREW - 45 STATION	NP100,BB2,(555,	
N-075	LOWER PUNCH RETAINER - 1.075"	NP300,DS3	

IF YOU HAVE ANY QUESTION PLEASE CONTACT YOUR NATOLI REPRESENTATIVE.



PRODUCT NUMBER	DESCRIPTION	CATEGORY NATOLI	VIEW
NP1-46-8/EU	LOWER PULL DOWN CAM – 8MM FILL – TSM	NP155	
NP1-46-6/EU	LOWER PULL DOWN CAM – 6MM FILL – TSM TOOLING	NP155	
NP1-46-16/EU	LOWER PULL DOWN CAM – 16MM FILL – TSM	NP155	
SB1-79	SCRAPER BLADE- BRONZE	STOKES B2 (512)	

IF YOU HAVE ANY QUESTION PLEASE CONTACT YOUR NATOLI REPRESENTATIVE.





AVAILABLE MACHINES

FIND YOUR PRODUCT QUICKLY: **CTRL + F AND TYPE NUMBER**



PRODUCT NUMBER	DESCRIPTION	CATEGORY MACHINES	VIEW
NP-RD10A	TABLET MACHINE	RD10A	
PA 500	POLISHING MACHINE	POLISHING	

IF YOU HAVE ANY QUESTION PLEASE CONTACT YOUR NATOLI REPRESENTATIVE.

PRODUCT NUMBER	DESCRIPTION	CATEGORY MACHINES	VIEW
TURRET CART	TABLE FOR FETTE TURRET'S, 2090, 2200	TRANSPORT	
MA 5601	COMPLETE POLISHING STATION	POLISHING	

IF YOU HAVE ANY QUESTION PLEASE CONTACT YOUR NATOLI REPRESENTATIVE.

AVAILABLE PARTS FOR KIKUSUIFIND YOUR PRODUCT QUICKLY: **CTRL + F AND TYPE NUMBER**

PRODUCT NUMBER	DESCRIPTION	CATEGORY KIKUSUI	VIEW
6003-2RS	BALL BEARING	GEMINI	
6004-2RS	BALL BEARING	GEMINI	

IF YOU HAVE ANY QUESTION PLEASE CONTACT YOUR NATOLI REPRESENTATIVE.